

# Beaded Dragons - cbb

## Care Sheets



**Scientific Name:** Pagona vitticeps

**Native to:** Australia

**Maximum Length:** 15-24 inches

**Life Span:** 5-10 years



### General Information

Our bearded dragons are captive bred in our facility. Bearded dragons are very docile and make great pets. Their name comes from the spiny scaled area that covers their throat. The male will "puff" up this area as a sign of dominance and defense. Bearded dragons will spend part of the day in hiding spots. Males should be housed separately because they are very territorial.

### General Care

**Enclosure:** Use a 10-20 gallon aquarium for juvenile bearded dragons. As the dragons grow, increase the size of the enclosure. Adults need plenty of room to be active. It is recommended that each adult has an area of at least 1.5-2 feet for moving around. Males should never be housed together unless they are in a large enclosure. Males tend to fight in confined spaces.

**Substrate:** Use calcium based sand. Clean sand every few days by using a cat scooper. Change sand completely every 3 months or more if needed.

**Habitat:** At one end of tank, use a basking light. The other end should be kept as a cooling area. Use branches and potted non-toxic plants or a hide box in the tank. A rock or log is ideal for the basking area.

**Temperature:** Temperature during the day should be keep around 85° F with basking area 95-100° F. Night temperature can be as low as 75° F.

**Lighting:** Bearded dragons need 10-12 hours of light per day. Use a heat lamp and UVB spectrum lighting during the day and a low wattage red bulb for night.

**Food and Water:** Bearded Dragons eat both live food and fruit & vegetables. Bearded dragons eat crickets, mealworms, small roaches, grasshoppers and wax worms. Make sure you dust the crickets with a calcium supplement twice a week. Babies should get 1-2 week old crickets, medium sized dragons should get 2-3 week old crickets and large dragons should get 4-5 week old crickets. As a treat you can feed your bearded dragon pinkie mice occasionally. Feed your bearded dragon every day. Feed your bearded dragon a mixture of vegetables once a day in a separate dish. These bite sized vegetables should consist of red leaf and green leaf lettuce, romaine lettuce, kale, mustard and collard greens, green beans, shredded carrots, banana squash, grapes and melons. Provide a bowl of fresh non-chlorinated water for drinking. Bearded dragons are desert animals and will not always use a water bowl. Misting their bowl of veggies with water is a good way to make sure they get enough water.






# Beaded Dragons - cbb

## Care Sheets



### Morphs

\* Pictures are only general representations of the animals. All animals are individuals and actual Bearded Dragons may vary from the pictures.

		
Normal	Red/Red Highlights	Citrus
Item Code: Babies 1301 Babies with nipped tails 1302 Sub-Adults Males 1321 Young Adult Males 1310 Adults Males 1303 (may have slightly nipped tails and toes)	Item Code: Babies 1304 Babies with nipped tails 1317	Item Code: Babies 1318
		
Pastel	Translucent	
Item Code: Babies 1323	Item Code: Babies 1324	

### Available Sizes

**Babies:** 5+grams, 5+ inches

**Sub-Adults:** 8-10 inches

**Adults:** 10+" 1-3 years old

\*See Price List for Availability